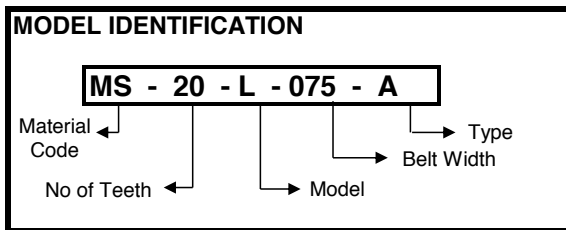
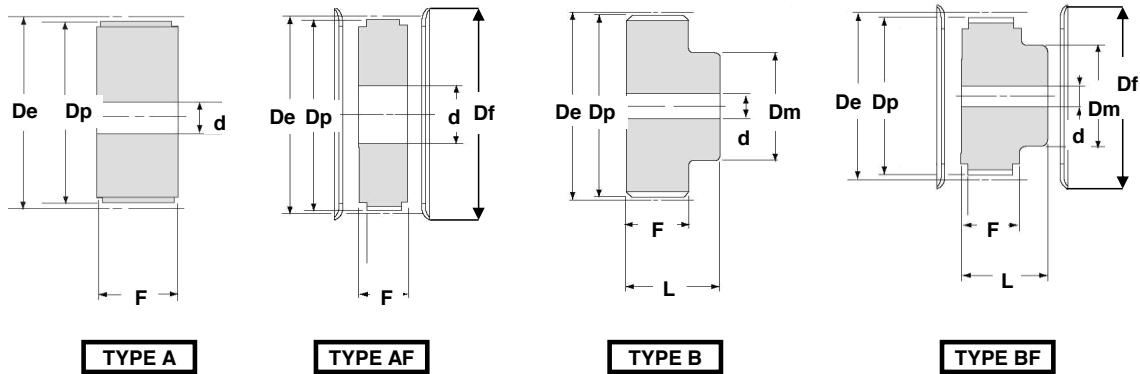
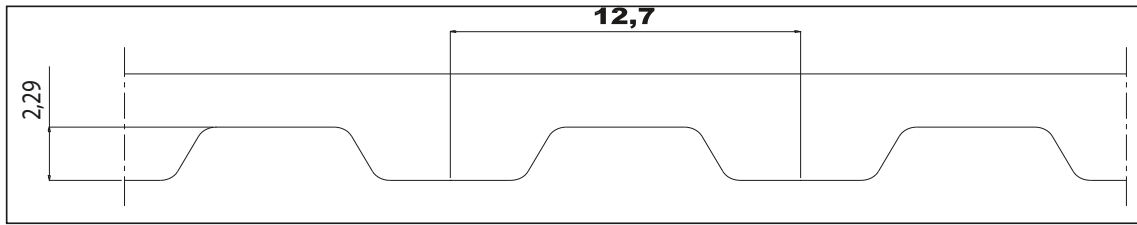


## H TYPE (PITCH = 12.7m)

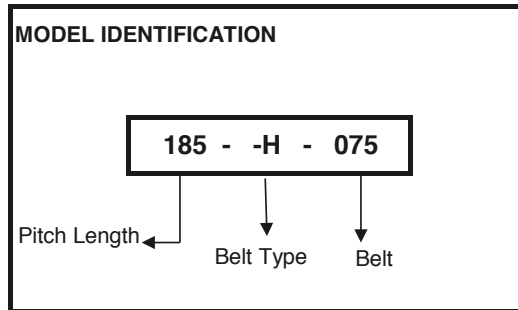


MATERIAL CODE	AL	MS	CN
	Aluminium	Mild Steel	Cast Nylon

No of Teeth	Base Ø	Pitch Ø	Overall Ø	Hub Ø	Bore	Belt Width									
						075		100		150		200		300	
						19.05MM	25.4MM	38.1MM	50.8MM	76.2MM					
Z	De	Dp	Df	Dm	d	F	L	F	L	F	L	F	L	F	L
14	56.69	55.22	64	40	12	26.4	40	31.8	45	46	58	58.7	70	85.7	100
15	60.64	59.27	70	45	12	26.4	40	31.8	45	46	58	58.7	70	85.7	100
16	64.67	63.31	70	45	12	26.4	40	31.8	45	46	58	58.7	70	85.7	100
17	68.72	67.35	75	45	12	26.4	40	31.8	45	46	58	58.7	70	85.7	100
18	72.77	71.39	79	55	12	26.4	40	31.8	45	46	58	58.7	70	85.7	100
19	76.81	75.44	82.5	60	14	26.4	40	31.8	45	46	58	58.7	70	85.7	100
20	80.85	79.48	86	62	14	26.4	40	31.8	45	46	58	58.7	70	85.7	100
21	84.89	83.52	91	65	14	26.4	40	31.8	45	46	58	58.7	70	85.7	100
22	88.93	87.56	94	68	14	26.4	40	31.8	45	46	58	58.7	70	85.7	100
23	92.98	91.61	97	72	14	26.4	40	31.8	45	46	58	58.7	70	85.7	100
24	97.03	95.65	102	72	14	26.4	40	31.8	45	46	58	58.7	70	85.7	100
25	101.06	99.69	106	72	14	26.4	40	31.8	45	46	58	58.7	70	85.7	100
26	105.11	103.73	112	80	14	26.4	40	31.8	45	46	58	58.7	70	85.7	100
27	109.15	107.78	115	80	14	26.4	40	31.8	45	46	58	58.7	70	85.7	100
28	113.18	111.82	120	80	14	26.4	40	31.8	45	46	58	58.7	70	85.7	100
29	117.23	115.86	120	80	14	26.4	40	31.8	45	46	58	58.7	70	85.7	100
30	121.29	119.90	128	80	14	26.4	40	31.8	45	46	58	58.7	70	85.7	100
32	129.30	127.99	135	80	14	26.4	40	31.8	45	46	58	58.7	70	85.7	100
33	133.40	132.03	142	80	14	26.4	40	31.8	45	46	58	58.7	70	85.7	100
34	137.45	136.07	150	80	14	26.4	40	31.8	45	46	58	58.7	70	85.7	100
35	141.49	140.12	150	80	14	26.4	40	31.8	45	46	58	58.7	70	85.7	100
36	145.54	144.16	150	80	14	26.4	40	31.8	45	46	58	58.7	70	85.7	100
38	153.62	152.24	158	80	14	26.4	40	31.8	45	46	58	58.7	70	85.7	100
40	161.70	160.33	168	80	14	26.4	40	31.8	45	46	58	58.7	70	85.7	100
42	169.79	168.41	184	80	14	26.4	40	31.8	45	46	58	58.7	70	85.7	100
44	177.88	176.50	184	80	14	26.4	40	31.8	50	46	58	58.7	70	85.7	100
45	181.91	180.54	192	80	14	26.4	40	31.8	50	46	58	58.7	70	85.7	100
48	194.03	192.67	200	90	14	26.4	40	31.8	50	46	65	58.7	75	85.7	100
50	202.13	200.75	-	90	20	26.4	40	31.8	50	46	65	58.7	75	85.7	100
52	210.21	208.84	-	90	20	26.4	40	31.8	50	46	65	58.7	75	85.7	100
57	230.42	229.05	-	90	20	26.4	40	31.8	50	46	65	58.7	75	85.7	100
58	234.47	233.09	-	90	20	26.4	40	31.8	50	46	65	58.7	75	85.7	100
60	242.55	241.18	-	120	20	26.4	40	31.8	50	46	65	58.7	75	85.7	100
68	274.90	273.53	-	120	20	26.4	40	31.8	50	46	65	58.7	75	85.7	100
70	282.98	281.61	-	120	20	26.4	40	31.8	50	46	65	58.7	75	85.7	100
72	291.06	289.69	-	120	20	26.4	40	31.8	50	46	65	58.7	75	85.7	100
84	339.57	338.20	-	120	20	26.4	40	31.8	50	46	65	58.7	75	85.7	100
96	388.09	386.71	-	120	20	26.4	40	31.8	50	46	65	58.7	75	85.7	100
120	485.12	483.73	-	120	20	26.4	40	31.8	50	46	65	58.7	75	85.7	100
150	606.38	605.01	-	120	20	26.4	40	31.8	50	46	65	58.7	75	85.7	100



Standard Belt Width (mm)
075 (19.1mm)
100 (25.4mm)
150 (38.1mm)
200 (50.8mm)
300 (76.2mm)



SIZE	LENGTH	TEETH
185--H	470	37
200-H	508	40
220-H	559	44
230-H	584	46
240-H	610	48
250-H	635	50
255-H	648	51
260-H	660	52
270-H	686	54
280-H	711	56
285-H	724	57
300-H	762	60
310-H	787	62
315-H	800	63
320-H	813	64
330-H	838	66
340-H	864	68
350-H	889	70
360-H	914	72
370-H	940	74
375-H	953	75
380-H	965	76
390-H	991	78
395-H	1,003	79
400-H	1,016	80
405-H	1,029	81
410-H	1,041	82
420-H	1,067	84
425-H	1,080	85
430-H	1,092	86
440-H	1,118	88
445-H	1,130	89

SIZE	LENGTH	TEETH
450-H	1,143	90
460-H	1,168	92
465-H	1,181	93
480-H	1,219	96
490-H	1,245	98
500-H	1,270	100
510-H	1,295	102
515-H	1,308	103
520-H	1,321	104
525-H	1,334	105
530-H	1,346	106
540-H	1,372	108
550-H	1,397	110
560-H	1,422	112
570-H	1,448	114
580-H	1,473	116
590-H	1,499	118
600-H	1,524	120
605-H	1,537	121
630-H	1,600	126
640-H	1,626	128
650-H	1,651	130
660-H	1,676	132
680-H	1,727	136
700-H	1,778	140
710-H	1,803	142
720-H	1,829	144
725-H	1,842	145
730-H	1,854	146
740-H	1,880	148
750-H	1,905	150

SIZE	LENGTH	TEETH
770-H	1,956	154
800-H	2,032	160
810-H	2,057	162
830-H	2,108	166
850-H	2,159	170
880-H	2,235	176
900-H	2,286	180
950-H	2,413	190
960-H	2,438	192
980-H	2,489	196
1000-H	2,540	200
1020-H	2,591	204
1050-H	2,667	210
1070-H	2,718	214
1100-H	2,794	220
1120-H	2,845	224
1130-H	2,870	226
1140-H	2,896	228
1150-H	2,921	230
1180-H	2,997	236
1200-H	3,048	240
1250-H	3,175	250
1325-H	3,366	265
1350-H	3,429	270
1400-H	3,556	280
1450-H	3,683	290
1700-H	4,318	340
2200-H	5,588	440
2360-H	5,994	472